

## CONTACT US

For more information about the Seattle Streetcar, please visit our website: [seattlestreetcar.org](http://seattlestreetcar.org)

 [facebook.com/SeattleStreetcar](https://facebook.com/SeattleStreetcar)  [@TheStreetcar](https://twitter.com/TheStreetcar)

Other languages and accessible formats: This information can be provided in other languages, large print, Braille, in electronic text, or other accessible formats. Call (206) 615-1070.

如果您需要翻译此信息，请拨打 (206) 615-1070。

如果您需要翻译此信息，请拨打 (206) 615-1070。

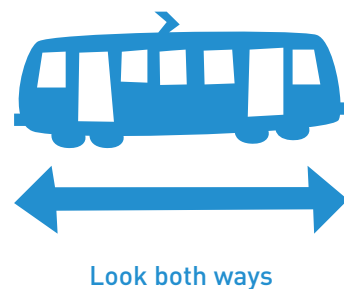
Si necesita traducir esta información al español, llame al (206) 615-1070.

Nếu quý vị cần phiên dịch thông tin trên phiếu này, vui lòng gọi (206) 615-1070.

本情報の翻訳が必要な場合は、(206) 615-1070 までお電話ください。

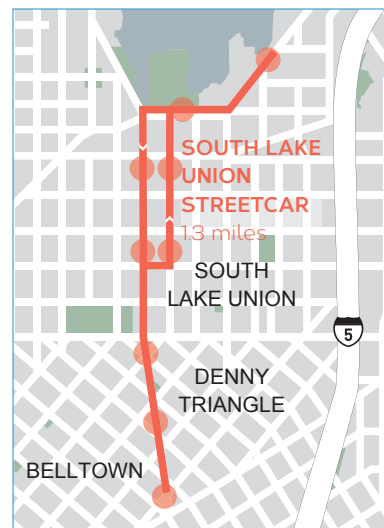
## RIDING THE STREETCAR

- **Do not run across the street or tracks** to catch a streetcar.
- Always cross the street **at marked crosswalks or intersections.**
- **Stay clear of the platform edge**, marked in yellow, when the streetcar arrives and departs. Do not stand on the yellow area.
- **Let people get off the streetcar first** before you get on.
- People using wheelchairs or strollers may access a loading ramp by pressing a button outside the streetcar, or inside the streetcar.
- **Use hand rails** if you are standing on the streetcar. It is easy to lose your balance when the streetcar brakes or accelerates.
- Do not use the doors when the door-closing tone is sounding.



Look both ways

Don't lean over rails



### SOUTH LAKE UNION:

**Monday - Thursday:**

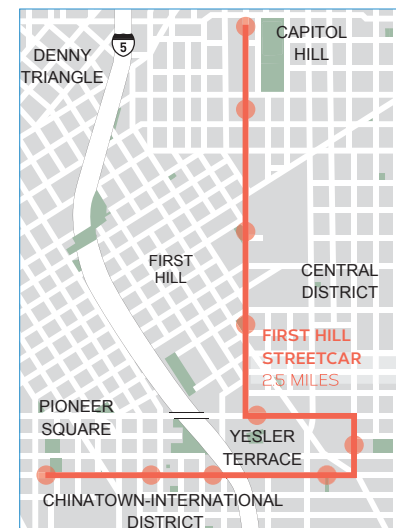
6 am - 9 pm

**Friday - Saturday:**

6 am - 11 pm

**Sunday & Holidays:**

10 am - 7 pm



### FIRST HILL:

**Monday- Thursday:**

5 am - 1 am

**Friday - Saturday:**

5 am - 1 am

**Sunday & Holidays:**

10 am - 8 pm



SEATTLE STREETCAR

Looking out  
for your safety



Stop, Look, & Listen

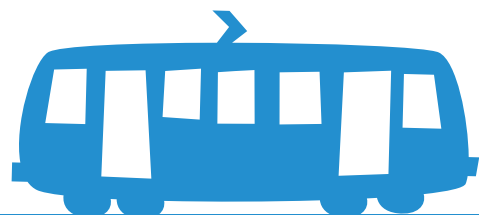
City of Seattle  all aboard

VISION  
ZERØ  
SAFER STREETS FOR SEATTLE

 SDOT  
Seattle Department of Transportation

## GENERAL

- Streetcars are very **QUIET**.
- Streetcars sound **warning bells and horns** when necessary.
- There are **no fences or barriers** separating streetcars from cars, bikes or pedestrians.
- Streetcars **cannot swerve** to avoid obstacles – they run on tracks.
- Streetcars sometimes have their own traffic signals and **can cross the street when other vehicles cannot**.



Streetcars cannot swerve.

## PEOPLE WALKING

- Only cross streetcar tracks at **marked crosswalks or intersections**.
- Always **look both ways** when crossing streetcar tracks.
- When crossing tracks with **wheelchairs, walkers, and strollers**, **cross at a right angle** to avoid getting wheels stuck in the track groove.
- **Remove headphones and put down phones** so you can hear streetcar warning bells and horns.



Cross at marked crosswalks.

## PEOPLE BIKING

- **Cross streetcar tracks at a right angle** to avoid falling. Because the track groove is just slightly wider than the typical bike tire, your tire could get stuck.
- **Don't ride on top of the rails!** Your **wheels may get stuck** in the track groove.
- Use **bike lanes and marked bike crossings**, where available. Avoid riding in the streetcar lane.
- Consider walking your bike across streetcar tracks when they are wet or icy, as **tracks can be slippery**.
- Don't enter **lanes reserved exclusively for streetcars**. These lanes are marked with signs and changes in pavement.
- Use clear **hand signals** so that streetcars and other drivers are aware of your intentions.



Cross tracks at a right angle

## PEOPLE DRIVING

- Be prepared to **stop behind streetcars**. Streetcars stop in lane to pick up passengers.
- **Never stop, idle, or park your vehicle** in the streetcar's path or in protected bike lanes.
- Be careful when tracks are wet or icy – they could be slippery.
- **Look out for pedestrians** running to catch a streetcar or getting off a streetcar and crossing the road.
- If you **have a fender bender over** a streetcar track, clear the track, move into a parking lane or other protected place, if it is safe to do so.
- Before opening your car door, **check to see if a streetcar is coming**.
- **Don't place items in the streetcar's path** when loading and unloading.

